



LIVESTOCK 2040

Course overview

AGR2040: Livestock1 is a CTS course that will ask you to "work" in an "apprentice" role to learn about fundamental aspects of livestock care and welfare.

Virtual Apprentice 2040: Livestock1 is a learning resource that meets the requirements of this course.

You need to meet some prerequisites before you start using this resource:

- You must have completed the *AGR3000: Agriculture Safety* course.
- You must have access to livestock.
- You must also have access to appropriate livestock housing and fencing structures.


You may also find it very useful to have completed two other *Virtual Apprentice* resources, focusing on the Farm environment:



- The *Virtual Apprentice 1040: Animal Basics* resource, at www.ctsanimals.ca/va1040, meets the requirements of the *AGR1040: Introduction to Animal Basics* CTS course.
- The *Virtual Apprentice 2020: Animal Welfare & Husbandry* resource, at www.ctsanimals.ca/va2020, meets the requirements of the *AGR2020: Animal Husbandry/Welfare* CTS course.

In this *Virtual Apprentice 2040: Livestock1* resource, your learning will start with the following overarching question:

- **What approved best practices ensure the welfare of livestock?**

As a "virtual" apprentice, you are responsible for completing tasks that demonstrate what you've learned. These tasks are found on the *Virtual Apprentice 2040* website at www.ctsanimals.ca/va2040. Your work will be assessed by your teacher.

Therefore, you'll need to set up a  portfolio. You can set up your portfolio either in a file folder or in an electronic format on your computer.

All of the  **Need to Know** and the  **Apply and Demonstrate Need to Do** learning cards that you find on the *Virtual Apprentice 2040* website are PDF files, and can be printed and/or saved in your file folder or electronic portfolio.

The **Apply and Demonstrate Need to Do** cards have active fields that you can use to input your responses.

NOTE THAT THESE RESOURCES SHOULD BE SAVED BEFORE YOU INPUT ANY TEXT. ENSURE YOU HAVE THE CURRENT VERSION OF ADOBE READER INSTALLED.

You will explore the course content through five inquiry topics organized around three guiding concepts. You can complete each topic in any order you choose.

Anatomy & breed

1. Know livestock anatomy & breeds

Production practices

2. Know physical requirements for care
3. Know safe practices for livestock health

Environment & housing

4. Know about environmental influences
5. Know livestock housing & equipment

QUICKGUIDE




1. **REVIEW** the Home page information, including the assessment criteria.
2. **SET UP** your portfolio and open and save the **Livestock1 2040 Learning checklist** in it. Review the learning tasks in this checklist so you know what your responsibilities will be.
3. **INTRODUCE** yourself to the course content by completing the Introductory Learning Tasks.
4. **COMPLETE** the Apprenticeship Learning Tasks. Follow the directions provided for using the learning resources in each inquiry topic.
5. **CREATE** your final project, using the work you've done for each inquiry topic, and the resources found on the Final Project page.
6. **WRITE** your personal reflection statement, using the responses you've provided in the **Reflect** cards for each inquiry topic.



Using the *Virtual Apprentice 2040* website inquiry topics

To enhance and develop your "virtual apprentice" experiences, you must complete the learning tasks in **five** inquiry topics, which you'll find on the *Virtual Apprentice 2040* website at www.etsanimals.ca/va2040.

- Start at the Home page to orient yourself to the course approach and requirements. The **Learning checklist** and important assessment information is also provided on this page.
- The Introductory Learning Tasks page introduces you to the course content. Complete the learning tasks in the introductory resources on this page.
- Use the Final Project page to review your final project options. The **Project planning guide** provides a detailed overview of final project options, a planning template and a project rubric to help you understand the criteria for assessment.
- Go to the Apprenticeship Learning Tasks page and select the guiding concept you want to start with. You will find one or two inquiry topics with each guiding concept. Use the resources for each inquiry topic to complete the learning tasks.

- Complete the **six**  **Apply** learning tasks and **four**  **Demonstrate** learning tasks. **Apply** asks you to apply your knowledge and understandings to questions and tasks. **Demonstrate** asks you to demonstrate livestock care and handling skills. Some **Demonstrate** cards provide an  **Apply Your Experience** option. This option allows you to receive credit for learning tasks by submitting a signed statement from an experienced livestock producer or your teacher, that certifies your ability to demonstrate a particular skill.
- Track these learning tasks with the **Learning checklist**, found on the Home page at www.etsanimals.ca/va2040.

Career and real world applications

If you are interested in pursuing a career that involves livestock production, you should consider ways you can gain experience by working with an experienced producer, applying your own experience in home or work environments, or volunteering with a veterinarian or on a farm.

Explore careers and occupations related to livestock production on the ALIS website at <http://alis.alberta.ca>. Search occupations by using the search term "livestock." Check "Careers Working with Animals" in the Welfare & Care tab on the Alberta SPCA website at www.albertaspca.org for additional information.

Track the hours of experience you gain and keep a journal of the learning that you acquire through your experiences. If you decide to apply to a college or technical post-secondary program, you will need to describe your experiences with livestock, and a journal will help you remember to include everything.

Many application processes also ask for a written personal statement. Your experiences in *Virtual Apprentice 2040* will help you practise writing this type of statement.



Compare the experiences you have had with livestock to one or two of your personal or career-related goals. A career-related goal should identify a job or occupation, such as a veterinarian, livestock producer, technician, farm worker or even an inspector. A personal goal might include your intent to continue exploring different breeds of livestock or raising specialty animals.

▶ Use the **first column** of the Four-Square Chart on the following page to describe **two** areas of experience with livestock that have influenced your interest in, or desire to, work in a field related to livestock production. Use the **second column** of the Four-Square Chart to identify potential careers, jobs or lifelong activities that would further your interest in working with livestock. A blank Four-Square template is also provided on the *Virtual Apprentice 2040* website.

Area of experience	Potential career, job or lifelong activity I wish to pursue
Area of experience	Potential career, job or lifelong activity I wish to pursue



Include the chart in your portfolio.



LINK

Find additional information on careers in agriculture, including examples of specific job advertisements, on the AgCall Human Resources website at www.agcallhr.com and on the AgCareers website from Australia at www.agcareers.com.