



EQUINE1 2070

Course overview

AGR2070: Equine1 is a CTS course that will ask you to work in an "apprentice" role to learn about fundamental aspects of equine care and welfare. **Virtual Apprentice 2070: Equine1** is a learning resource that meets the requirements of this course.

You need to meet some prerequisites before you start using this resource:

- You must have completed the **AGR3000: Agriculture Safety** course.
- You must have a minimum of 50 hours of previous experience in horse handling and horse care.
- You must have access to instruction from an individual with specialized training and/or experience related to horsemanship and/or English or Western riding.


You may also find it very useful to have completed two other *Virtual Apprentice* resources, focusing on the Stable environment:



- The *Virtual Apprentice 1040: Animal Basics* resource, at www.ctsanimals.ca/va1040, meets the requirements of the **AGR1040: Introduction to Animal Basics** CTS course.
- The *Virtual Apprentice 2020: Animal Welfare & Husbandry* resource, at www.ctsanimals.ca/va2020, meets the requirements of the **AGR2020: Animal Husbandry/Welfare** CTS course.

In this *Virtual Apprentice 2070: Equine1* resource, your learning will start with the following overarching question:

- **What approved best practices guide daily care of horses?**

As a "virtual" apprentice, you are responsible for completing tasks that demonstrate what you've learned. These tasks are found on the *Virtual Apprentice 2070* website at www.ctsanimals.ca/va2070. Your work will be assessed by your teacher.

Therefore, you'll need to set up a  portfolio. You can set up your portfolio either in a file folder or in an electronic format on your computer.

All of the  **Need to Know** and the  **Apply and Demonstrate Need to Do** learning cards that you find on the *Virtual Apprentice 2070* website are PDF files, and can be printed and/or saved in your file folder or electronic portfolio.

The **Apply and Demonstrate Need to Do** cards have active fields that you can use to input your responses.

NOTE THAT THESE RESOURCES SHOULD BE SAVED BEFORE YOU INPUT ANY TEXT. ENSURE YOU HAVE THE CURRENT VERSION OF ADOBE READER INSTALLED.

You will explore the course content through six inquiry topics organized around four guiding concepts. You can complete each topic in any order you choose.

Anatomy & breed

1. Know your horse's anatomy & conformation
2. Know your horse's breed & heredity

Environmental influences

3. Know your horse's environment

Nutrition & health

4. Know how to care for your horse's health
5. Know how to feed your horse

Handling

6. Know how to handle your horse

QUICKGUIDE




1. **REVIEW** the Home page information, including the assessment criteria.
2. **SET UP** your portfolio and open and save the **Equine1 2070 Learning checklist** in it. Review the learning tasks in this checklist so you know what your responsibilities will be.
3. **INTRODUCE** yourself to the course content by completing the Introductory Learning Tasks.
4. **COMPLETE** the Apprenticeship Learning Tasks. Follow the directions provided for using the learning resources in each inquiry topic.
5. **CREATE** your final project, using the work you've done for each inquiry topic, and the resources found on the Final Project page.
6. **WRITE** your personal reflection statement, using the responses you've provided in the **Reflect** cards for each inquiry topic.

The screenshot shows the 'Virtual Apprentice 2070' website. The top header has the SPCA logo on the left and the title 'Virtual Apprentice 2070' with a horse silhouette on the right. Below the header is a navigation menu with three items: 'Introductory Learning Tasks', 'Apprenticeship Learning Tasks', and 'Final Project'. The main content area is titled 'Orientation' and contains the following text: 'This Virtual Apprentice 2070 website will help you complete the course requirements for the AGR2070: Equine 1 CTS course. In this course, you will explore the overarching question, What approved best practices guide daily care of horses?'. Below this is a 'Course Goals' section with the text: 'In this Virtual Apprentice 2070 course for AGR2070: Equine 1, you will:' followed by two bullet points: 'Develop practical skills, based on approved practices, for providing the daily care of a horse' and 'Focus on the origin and history of horses, anatomy and conformation, types and breeds, handling and feeding practices and basic health care.' Below the goals is a note: 'AGR2070: Equine 1 is worth one credit and generally takes between 17 and 25 hours to complete, although that time may vary, depending on your learning needs and preferences.' At the bottom of the main content area is a 'What To Do' section. On the right side of the page, there is a photo of a horse and a text box that says: 'Virtual Apprentice 2070 has requirements. You must have access to a horse and appropriate equine housing and/or feeding structures. You should have a minimum of 50 hours of access.'

Using the Virtual Apprentice 2070 website inquiry topics

To enhance and develop your "virtual apprentice" experiences, you must complete the learning tasks in **six** inquiry topics, which you'll find on the *Virtual Apprentice 2070* website at www.ctsanimals.ca/va2070.

- Start at the Home page to get an overview of the course approach and requirements. The **Learning checklist** and important assessment information is also provided on this page.
- The Introductory Learning Tasks page introduces you to the course content. Complete the learning tasks in the introductory resources on this page.
- Use the Final Project page to review your final project options. The **Project planning guide** provides a detailed overview of final project options, a planning template and a project rubric to help you understand the criteria for assessment.
- Go to the Apprenticeship Learning Tasks page and select the guiding concept you want to start with. You will find one or two inquiry topics with each guiding concept. Use the resources for each inquiry topic to complete the learning tasks.

- Complete the **six**  **Apply** learning tasks and **seven**  **Demonstrate** learning tasks. Apply asks you to apply your knowledge and understandings to questions and tasks. **Demonstrate** asks you to demonstrate horse handling and care skills. Some **Demonstrate** cards provide an  **Apply Your Experience** option. This option allows you to receive credit for learning tasks by submitting a signed statement from your riding instructor, or other qualified individual, that certifies your ability to demonstrate a particular skill.
- Track these learning tasks with the **Learning checklist**, found on the Home page at www.etsanimals.ca/va2070.

Career and real world applications

If you are interested in pursuing a career that involves horses, you should consider ways you can gain experience by working or volunteering for a veterinarian, local stable or animal shelter.

Explore careers and occupations related to horses on the ALIS website at <http://alis.alberta.ca>. Search occupations by using the search terms "animals" and "horse." Check "Careers Working with Animals" in the Welfare & Care tab on the Alberta SPCA website at www.albertasPCA.org for additional information. There is a wide range of careers that you may explore, including rancher, barn manager, trainer, jockey, horse massage therapist, farrier or groom.

Alternatively, many people pursue their interest in horses through recreational or leisure activities. Some people decide to lease a horse instead of owning one. This involves a **lease**, an agreement with a horse owner to use and ride a horse.

All individuals involved with horses in any context have a responsibility for their care, whether they own the horse or not.

Track the hours of experience you gain and keep a journal of the learning you acquire through your experiences. If you decide to apply to a college or technical post-secondary program, you will need to describe your experiences with horses, and a journal will help you remember to include everything.

Many application processes also ask for a written personal statement. Your experiences in *Virtual Apprentice 2070: Equine1* will help you practise writing this type of statement.



Compare the experiences you have had with horses to one or two of your personal or career-related goals. A career-related goal should identify a job or occupation, such as a veterinarian, rancher or a horse trainer. A personal goal might include your intent to continue riding horses recreationally or showing performance horses.

► Use the first column of the Four-Square Chart that follows to describe two areas of experience with horses that have influenced your interest in, or desire to, work with horses. Use the second column of the Four-Square Chart to identify potential careers, jobs or lifelong activities that would further your interest in working with horses. A blank Four-Square template is also provided on the *Virtual Apprentice 2070* website if you need more room.



Area of experience	Potential career, job or lifelong activity I wish to pursue
Area of experience	Potential career, job or lifelong activity I wish to pursue



Include the chart in your portfolio.