



LIVESTOCK2 3040

Course overview

AGR3040: Livestock2 is a CTS course that will ask you to work in an "apprentice" role to develop and strengthen livestock welfare and production skills and knowledge. **Virtual Apprentice 3040: Livestock2** is a learning resource that meets the requirements of this course.

You must meet some prerequisites before you start using this resource:

- You must have completed the **AGR2040: Livestock1** course, which you may have done using the *Virtual Apprentice 2040: Livestock1* resource at www.ctsanimals.ca/va2040.
- You must have completed the **AGR3000: Agriculture Safety** course.
- You must have access to livestock.
- You must also have access to appropriate animal housing and fencing structures.


You may also find it very useful to have completed two other *Virtual Apprentice* resources, focusing on the Farm environment:



- The *Virtual Apprentice 1040* resource, at www.ctsanimals.ca/va1040, helps you meet the requirements of the **AGR1040: Introduction to Animal Basics** CTS course.
- The *Virtual Apprentice 2020* resource, at www.ctsanimals.ca/va2020, helps you meet the requirements of the **AGR2020: Animal Husbandry/Welfare** CTS course.

In this **Virtual Apprentice 3040: Livestock2** resource, your learning will start with the following overarching question:

- **How do approved best practices ensure humane and sustainable livestock production?**

As a "virtual" apprentice, you are responsible for completing tasks that demonstrate what you've learned. These tasks are found on the **Virtual Apprentice 3040** website at www.ctsanimals.ca/va3040. Your work will be assessed by your teacher.

Therefore, you'll need to set up a  portfolio. You can set up your portfolio either in a file folder or in an electronic format on your computer.

All of the  **Need to Know** and the  **Apply and Demonstrate Need to Do** learning cards that you find on the **Virtual Apprentice 3040** website are PDF files, and can be printed and/or saved in your file folder or electronic portfolio.

The **Apply and Demonstrate Need to Do** cards have active fields that you can use to input your responses.

NOTE THAT THESE RESOURCES SHOULD BE SAVED BEFORE YOU INPUT ANY TEXT. ENSURE YOU HAVE THE CURRENT VERSION OF ADOBE READER INSTALLED.

You will explore the course content through six inquiry topics organized around three guiding concepts. You can complete each inquiry topic in any order you choose.

Industry & market trends

1. Know livestock industry trends
2. Know market factors

Breeding & quality production controls

3. Know livestock genetics & breeding
4. Know livestock quality controls

Sustainable livestock production practices

5. Demonstrate livestock production practices
6. Know sustainable production practices

QUICKGUIDE




1. **REVIEW** the Home page information, including the assessment criteria.
2. **SET UP** your portfolio and open and save the **Livestock2 3040 Learning checklist** in it. Review the learning tasks in this checklist so you know what your responsibilities will be.
3. **INTRODUCE** yourself to the course content by completing the Introductory Learning Tasks.
4. **COMPLETE** the Apprenticeship Learning Tasks. Follow the directions provided for using the learning resources in each inquiry topic.
5. **CREATE** your final project, using the work you've done for each inquiry topic, and the resources found on the Final Project page.
6. **WRITE** your personal reflection statement, using the responses you've provided in the **Reflect** cards for each inquiry topic.



Using the **Virtual Apprentice 3040** website inquiry topics

To enhance and develop your "virtual apprentice" experiences, you must complete the learning tasks in **six** inquiry topics, which you'll find on the **Virtual Apprentice 3040** website at www.etsanimals.ca/va3040.

- Start at the Home page to orient yourself to the course approach and requirements. The **Learning checklist** and important assessment information is also provided on this page.
- The Introductory Learning Tasks page introduces you to the course content. Complete the learning tasks in the introductory resources on this page.
- Use the Final Project page to review your final project options. The **Project planning guide** provides a detailed overview of final project options, a planning template and a project rubric to help you understand the criteria for assessment.
- Go to the Apprenticeship Learning Tasks page and select the guiding concept you want to start with. You will find two inquiry topics with each guiding concept. Use the resources for each inquiry topic to complete the learning tasks.

- Complete the **eight**  **Apply** learning tasks and **three**  **Demonstrate** learning tasks. **Apply** asks you to apply your knowledge and understandings to questions and tasks. **Demonstrate** asks you to demonstrate livestock raising, growing and finishing skills. Some **Demonstrate** cards provide an  **Apply Your Experience** option. This option allows you to receive credit for learning tasks by submitting a signed statement from an experienced livestock producer or a supervisor, that certifies your ability to demonstrate a particular skill.
- Track these learning tasks with the **Learning checklist**, found on the Home page at www.ctsanimals.ca/va3040.

Career and real world applications

Continue to track the hours of experience you gain and keep a journal of the learning that you acquire through your experiences. If you decide to apply to a college or technical post-secondary program, you will need to describe your experiences with livestock production practices, and a journal will help you remember to include everything.

Many application processes also ask for a written personal statement. Your experiences with all the *Virtual Apprentice* resources, including *Virtual Apprentice 3040: Livestock2*, will help you practise writing this type of statement.

All livestock owners, producers and caregivers are responsible for the humane care of their animals.



DO YOU KNOW

In addition to federal and provincial laws, voluntary Codes of Practice are a series of nationally developed guidelines for the care and handling of different types of farm animals. The Codes cover housing and management practices for animals on farms as well as best practices for their transportation and processing.

The Codes are not legislated; they are voluntary. They contain requirements from current legislation. They also contain recommendations to help farmers and others in the agriculture and food sector understand requirements for different aspects of animal care and practise sound animal husbandry.

Examples from Codes of Practice are referenced on many of the Need to Know cards on the *Virtual Apprentice 3040* website.



LINK

The Code of Practice for the Care and Handling of Beef Cattle and the Code of Practice for the Care and Handling of Sheep have been reviewed and updated. The Code development process, supporting scientific research and the Code of Practice documents can be accessed on the National Farm Animal Care Council website at www.nfacc.ca/codes-of-practice/beef-cattle and www.nfacc.ca/codes-of-practice/sheep.

As you continue to work with livestock, either in a family setting or a different career-related context, you should understand the requirements and recommendations in the Codes of Practice. Both the Code of Practice for the Care and Handling of Beef Cattle, and the Code of Practice for the Care and Handling of Sheep, provide guidelines that help ensure you take appropriate responsibility for the welfare of the livestock under your care.



What do the Codes of Practice say about responsibilities and recommendations?

The Code of Practice for the Care and Handling of Beef Cattle and the Code of Practice for the Care and Handling of Sheep both define what requirements and recommended practices are.

Requirements – These refer to either a regulatory requirement, or an industry imposed expectation outlining acceptable and unacceptable practices and are fundamental obligations relating to the care of animals. Requirements represent a consensus position that these measures, at minimum, are to be implemented by all persons responsible for farm animal care. When included as part of an assessment program, those who fail to implement Requirements may be compelled by industry associations to undertake corrective measures, or risk a loss of market options. Requirements also may be enforceable under federal and provincial regulation.



DO YOU KNOW

enough about the requirements and recommendations in Codes of Practice?

Revisit the overview of responsibilities of livestock producers and caregivers in the **Course overview** in *Virtual Apprentice 2040: Livestock* at www.etsanimals.ca/va2040/overview.html.

Recommended Practices – Code Recommended Practices may complement a Code's Requirements, promote producer education and can encourage adoption of practices for continuous improvement in animal welfare outcomes. Recommended Practices are those which are generally expected to enhance animal welfare outcomes, but failure to implement them does not imply that acceptable standards of animal care are not met. 🍌🍌

Excerpts from the Code of Practice for the *Care and Handling of Beef Cattle* (©2013) have been used with permission, Canadian Cattlemen's Association and National Farm Animal Care Council. www.nfacc.ca/pdfs/codes/beef_code_of_practice.pdf

Excerpts from the *Code of Practice for the Care and Handling of Sheep* (©2013) have been used with permission, Canadian Sheep Federation and National Farm Animal Care Council. www.nfacc.ca/pdfs/codes/sheep_code_of_practice.pdf

The process for the development of updated Codes can be accessed through the National Farm Animal Care Council at www.nfacc.ca/codes-of-practice.

▶ Scan the topics in **one** of the Codes of Practice and find examples of requirements and recommendations to help you answer the questions that follow.

1. How are requirements and recommendations in Codes of Practice relevant to your current experiences with livestock? Explain how the statement, "Requirements represent a consensus position that these measures, at minimum, are to be implemented by all persons responsible for farm animal care," applies to you.

2. Find and identify **two** requirements or recommendations from any section in a Code of Practice that are most important or relevant to your current experience with livestock. Explain why each is most important or relevant to you.

3. Consider the steps you would like to take after high school to meet career or personal goals you have that relate to your continued involvement with raising, growing and finishing livestock. Identify **one** of those personal or career-related goals below.



You may have identified a number of personal or career-related goals in an activity completed in the **Course overview** in the *Virtual Apprentice 2040: Livestock* resource at www.etsanimals.ca/va2040/overview.html. A career-related goal should identify a job or occupation, such as a veterinarian, farmer, rancher or producer. A personal goal might include your intent to continue raising or showing livestock.



Complete an If/When-Then Chart to identify at least **three** steps you plan to take to further this goal. A blank If/When-Then Chart template is provided on the [Virtual Apprentices 3040](#) website.

If/When...

Then...

If I continue to volunteer at the veterinary clinic...

...I can count my volunteer hours as work experience when I apply for veterinary college.

When I next work with our family's livestock ...

...I will ask to learn and get more experience preparing feed rations.



Include the chart in your portfolio.